

Bitcoin (BTC)

C\$11,815 (US\$8,848)
March 02, 2020 2:00 pm

Shane Thomson, CFA
shane@bitvo.com

Andrei Novikov
andrei@bitvo.com

General Cryptocurrency News:

- Deputy Governor of the Bank of Canada Tom Lane stated that, although the Bank doesn't see an immediate need for a sovereign digital currency in Canada, it is in the processes of being able to implement one quickly when it sees fit.

BTC News:

- The Bitcoin hash rate continued to push all-time highs last week, despite the drop in the price of Bitcoin. Hash rate refers to the combined computing power that miners are dedicating to validating transactions on the Bitcoin blockchain. The higher the value, the more power dedicated, which implies that miners believe in the profitability of mining.
- The United States Securities and Exchange Commission (SEC) rejected the Bitcoin Exchange Traded Fund (ETF) put forth by Wilshire Phoenix last week citing potential market manipulation and investor protection concerns.
- William Herrmann, Wilshire Phoenix's managing director, responded by arguing that a regulated Bitcoin ETF would provide retail investors with a safer means to access exposure to Bitcoin, adding that cryptocurrency demand will continue to grow regardless of the SEC's ruling.
- Bitmain announced its new Antminer, the S19 and S19 pro, last week. The new machines are reported to have the ability to compute as high as 110 TH/s at an energy cost of 29.5 W/T. Prices or release date have yet to be announced.

Trading History YTD:

- The price of BTC is off to a strong start in 2020, increasing steadily from January 1st through mid-February.
- After reaching a year to date high of almost US\$10,400, the price of BTC has corrected over the past two weeks to the mid-US\$8,000s.

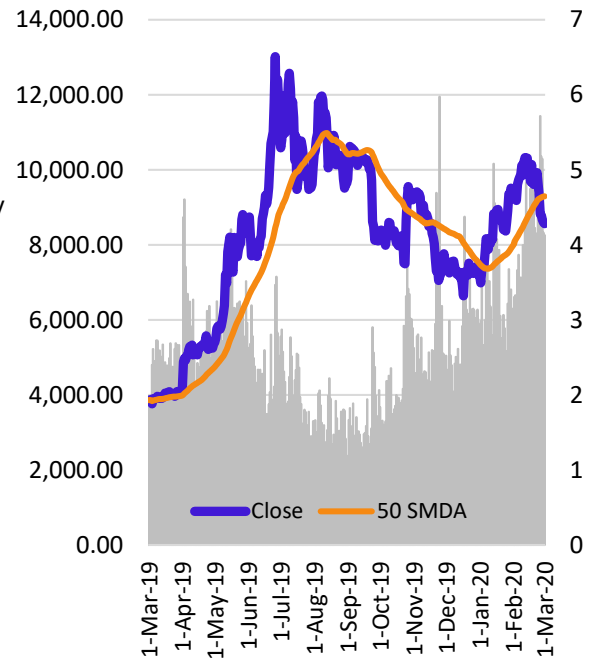
Current Environment:

- The price of BTC continued its correction to start the week last week before stabilizing over the weekend and edging higher today.
- Volumes for the week were higher, averaging 4.79 million coins per day.

Technical Trading Score*:	LOG IN TO VIEW
Date Of Inception:	2009
Primary Use:	CURRENCY
Coins Outstanding:	18mm
Maximum Coins:	21mm
POW or POS:	WORK
Current Mining Fee (USD):	~\$0.551
Website:	https://bitcoin.org/

Coin Profile

Bitcoin is a decentralized coin enabling revolutionary means to exchange value across the globe. It continues to be the biggest and most influential coin, encouraging peer-to-peer payment networks powered by its users with no central or middle authority.



All figures in USD\$, unless otherwise specified

Technical Scoring
Please log in to your Bitvo account for real time Technical Analysis Scores and other technical trading indicators.

Crypto Market	Overall Technical Score	Short Term	Medium Term	Long Term
 Bitcoin	 Relatively Unfavourable	 Available! Bitvo.com	 Available! Bitvo.com	 Available! Bitvo.com

In the image above, a Bull represents relatively favourable technical analysis indicators and a Bear represents relatively unfavourable technical analysis indicators.

Ether (ETH)

C\$308 (US\$230)

March 02, 2020 2:00 pm

Shane Thomson, CFA
shane@bitvo.com

Andrei Novikov
andrei@bitvo.com

ETH News:

- While the Ethereum network is preparing to start shifting to proof-of-stake consensus, some mining devices might soon stop supporting Ether mining. Bitmain's Antminer E3, once the "world's most powerful" hardware for mining Ether, will allegedly stop Ether mining in April 2020, according to a February 24th report by altcoin mining pool 2Miners.

Trading History YTD:

- Similar to the price of BTC, the price of ETH saw significant gains to start 2020, rising steadily through mid-February.
- Alongside other major cryptocurrencies, the price of ETH has corrected over the past two weeks.

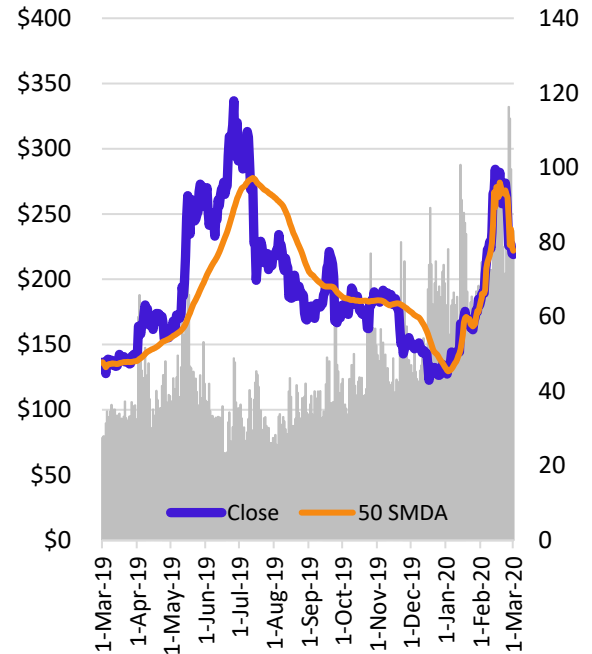
Current Environment:

- The price of ETH fell sharply at the beginning of last week before stabilizing at lower levels mid-week onwards, both in USD and BTC terms.
- Volumes for the week averaged 95.33 million coins per day, which is higher previous week's volumes of 83.38 million coins per day.

Technical Trading Score*:	LOG IN TO VIEW
Date Of Inception:	2014
Primary Use:	SMART CONTRACTS
Coins Outstanding:	109mm
Maximum Coins:	NO MAX
POW or POS:	WORK
Current Mining Fee (USD):	~\$0.089
Website:	https://www.ethereum.org/

Coin Profile






Ethereum is a decentralized platform that runs smart contracts: applications that run exactly as programmed without any possibility of downtime, censorship, fraud or third-party interference. These apps run on a custom built blockchain.



All figures in USD\$, unless otherwise specified

Technical Scoring

Please log in to your Bitvo account for real time Technical Analysis Scores and other technical trading indicators.

Crypto Market	Overall Technical Score	Short Term	Medium Term	Long Term
 Ether	 Relatively Favourable	 Available! Bitvo.com	 Available! Bitvo.com	 Available! Bitvo.com

In the image above, a Bull represents relatively favourable technical analysis indicators and a Bear represents relatively unfavourable technical analysis indicators.

XRP
C\$0.32 (US\$0.24)
March 02, 2020 2:00 pm

Shane Thomson, CFA
shane@bitvo.com

Andrei Novikov
andrei@bitvo.com

■ **XRP News:**

- Three South Korean fiat cross board payment companies, Sentbe, Hanpass and WireBarley have partnered with Ripple to allow for the XRP token to be used for cross-border international payments.

■ **Trading History YTD:**

- The price of XRP rose steadily through the second week of February 2020 in USD terms, before correcting last week.
- In terms of BTC, the price of XRP has experienced a volatile start to 2020. Accounting for some large movements both up and down, the price of XRP remains up slightly on the year in BTC terms.

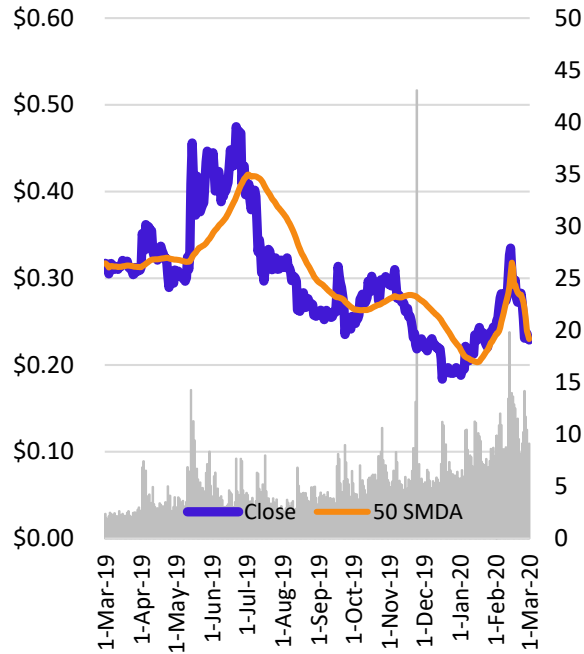
■ **Current Environment:**

- Similar to other major cryptocurrencies, the price of XRP dropped at the beginning of the week last week before stabilizing and rebounding slightly mid-week onwards, both in USD and BTC terms.
- Volumes for the week averaged 10.53 billion coins per day, which is about the same as last week's volume.

Technical Trading Score*:	LOG IN TO VIEW
Date Of Inception:	2012
Primary Use:	CURRENCY
Coins Outstanding:	99.99 Billion
Maximum Coins:	100 Billion
POW or POS:	CORRECTNESS
Current Mining Fee (USD):	~\$0.0003
Website:	https://ripple.com/

Coin Profile

XRP is the decentralized native currency employed by Ripple. Ripple is a settlement system, currency exchange and remittance network created by Ripple Labs Inc. It is built upon a distributed open source internet protocol, and supports tokens representing fiat currency or cryptocurrency. The company purports to enable "secure, instantly and nearly free global financial transactions of any size with no chargebacks."



All figures in USD\$, unless otherwise specified

Technical Scoring
 Please log in to your Bitvo account for real time Technical Analysis Scores and other technical trading indicators.

Crypto Market	Overall Technical Score	Short Term	Medium Term	Long Term
	Relatively Unfavourable	Available! Bitvo.com	Available! Bitvo.com	Available! Bitvo.com

In the image above, a Bull represents relatively favourable technical analysis indicators and a Bear represents relatively unfavourable technical analysis indicators.

Bitcoin Cash (BCH)

C\$451 (US\$337)

March 02, 2020 2:00 pm

Shane Thomson, CFA
shane@bitvo.com

Andrei Novikov
andrei@bitvo.com

■ BCH News:

- No significant Bitcoin Cash related news last week.

■ Trading History YTD:

- The price of BCH has trended steadily positive throughout 2020 up until a pullback that began mid-February, both in USD and BTC terms.
- However, despite the pullback, the price of BCH remains well up on the year to date.

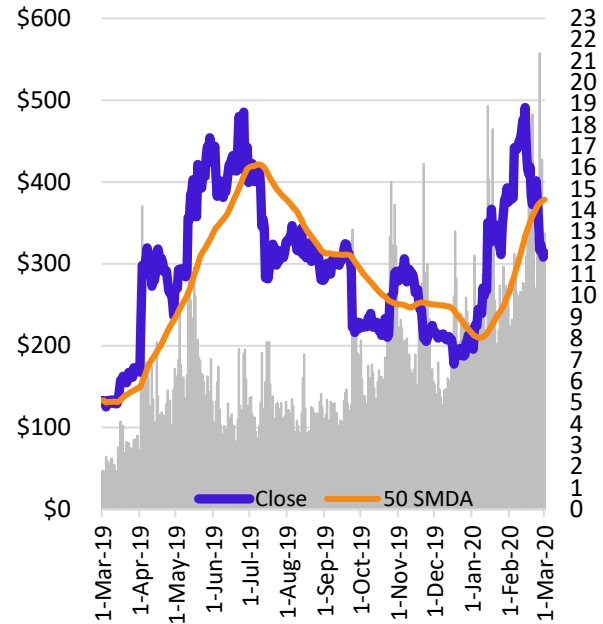
■ Current Environment:

- The pullback in the price of BCH continued to start the week last week before stabilizing at lower levels mid-week and then climbing higher over the weekend and today on rising volume.
- Volumes were higher week-over-week, averaging 15.07 million coins per day compared to the previous week's 13.37 million coins per day.

Technical Trading Score*:	LOG IN TO VIEW
Date Of Inception:	2017
Primary Use:	CURRENCY
Coins Outstanding:	18mm
Maximum Coins:	21mm
POW or POS:	WORK
Current Mining Fee (USD):	~\$0.0035
Website:	https://www.bitcoincash.org/

Coin Profile

Bitcoin Cash is peer-to-peer electronic cash for the Internet. It is fully decentralized, with no central bank and requires no trusted third parties to operate. Bitcoin Cash is the continuation of the Bitcoin project as peer-to-peer digital cash. It is a fork of the Bitcoin blockchain ledger, with upgraded consensus rules that allow it to grow and scale.



All figures in USD\$, unless otherwise specified

Technical Scoring
 Please log in to your Bitvo account for real time Technical Analysis Scores and other technical trading indicators.

Crypto Market	Overall Technical Score	Short Term	Medium Term	Long Term
Bitcoin Cash	Relatively Unfavourable			

In the image above, a Bull represents relatively favourable technical analysis indicators and a Bear represents relatively unfavourable technical analysis indicators.

Litecoin (LTC)

C\$82 (US\$61)

March 02, 2020 2:00 pm

Shane Thomson, CFA
shane@bitvo.com

Andrei Novikov
andrei@bitvo.com

■ LTC News:

- On February 28th, the Litecoin Foundation announced a partnership with MeconCash to roll-out Litecoin to Korean won withdrawals and remittances via 13,000 ATMs in South Korea.
- The partnership will see Litecoin integrated onto MeconCash's M.Pay payments platform. Litecoin will also be accepted as payment on MeconCash's retail platform, MeconMall, and to pay for games that accept M.Pay rewards.
- Charlie Lee, the managing director of the Litecoin Foundation, described the partnership as "a big step toward expanding Litecoin's footprint in the South Korean market."

■ Trading History YTD:

- The price of LTC has performed positively so far in 2020.
- Mirroring the price of BTC, the price of LTC rose steadily throughout the first month and a half of the year, both in USD and BTC terms, before pulling back slightly in the second half of February.
- Despite the recent pullback, the price of LTC remains well up on the year in USD and BTC terms.

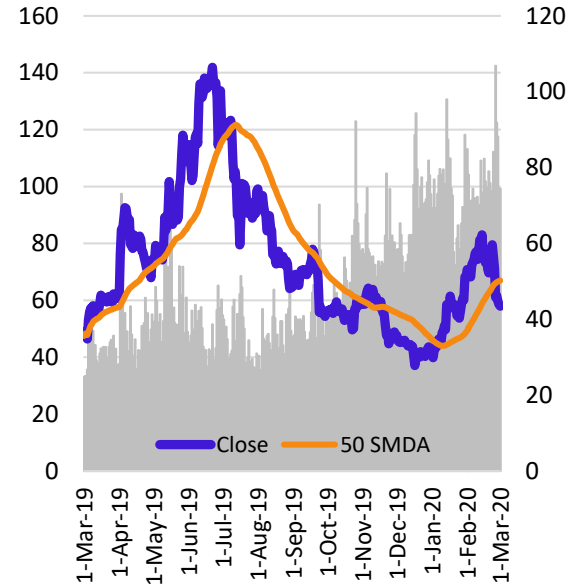
■ Current Environment:

- The price of LTC continued to correct last week, dropping sharply at the beginning of the week before stabilizing at lower levels mid-week onwards.
- Volumes last week averaged 85.36 million coins per day which was higher than the previous week's volume of 74.86 million coins per day.

Technical Trading Score*:	LOG IN TO VIEW
Date Of Inception:	2011
Primary Use:	CURRENCY
Coins Outstanding:	63mm
Maximum Coins:	84mm
POW or POS:	WORK
Current Mining Fee (USD):	~\$0.026
Website:	https://litecoin.com/






Coin Profile

Litecoin is a peer-to-peer cryptocurrency and open source software project released under the MIT/X11 license. Creation and transfer of coins is based on an open source cryptographic protocol and is not managed by any central authority. The coin was inspired by, and in technical details is nearly identical to, Bitcoin.



All figures in USD\$, unless otherwise specified

Technical Scoring
 Please log in to your Bitvo account for real time Technical Analysis Scores and other technical trading indicators.

Crypto Market	Overall Technical Score	Short Term	Medium Term	Long Term
 Litecoin	 Relatively Unfavourable	 Available! Bitvo.com	 Available! Bitvo.com	 Available! Bitvo.com

In the image above, a Bull represents relatively favourable technical analysis indicators and a Bear represents relatively unfavourable technical analysis indicators.

DASH (DASH)

C\$120 (US\$90)

March 02, 2020 2:00 pm

Shane Thomson, CFA
shane@bitvo.com

Andrei Novikov
andrei@bitvo.com

■ DASH News:

- After a brief climb to tenth overall globally, Dash has seen a significant relative decline in market capitalization versus other major cryptocurrencies, falling back to 20th position as of today.

■ Trading History YTD:

- The price of Dash started the year relatively stable before spiking at the beginning of the third week and then stabilizing at higher levels through mid-February.
- Over the past three weeks, the price of Dash has corrected downward in USD and BTC terms.
- However, accounting for the recent price correction, the price of Dash remains well up on the year.

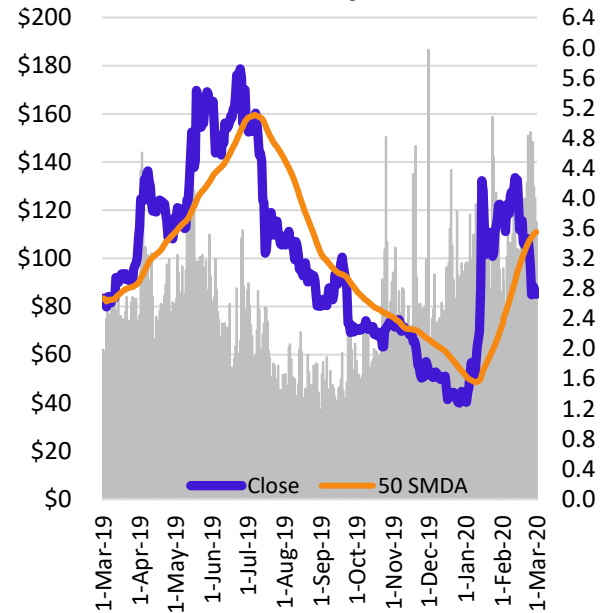
■ Current Environment:

- The price of Dash declined to start the week last week before correcting Tuesday and then stabilizing midway between the week's high and low point.
- Volumes were higher week-over-week, averaging 4.40 million coins per day.

Technical Trading Score*:	LOG IN TO VIEW
Date Of Inception:	2014
Primary Use:	CURRENCY
Coins Outstanding:	9mm
Maximum Coins:	22mm
POW or POS:	STAKE
Current Mining Fee (USD):	~\$0.011
Website:	https://www.dash.org/

Coin Profile

Dash is an open source peer to peer cryptocurrency. On top of Bitcoin's feature set, it currently offers instant transactions, private transactions and operates a self-governing and self-funding model that enables the Dash network to pay individuals and businesses to perform work that adds value to the network. Dash's decentralized governance and budgeting system makes it a decentralized autonomous organization.



All figures in USD\$, unless otherwise specified

Technical Scoring
 Please log in to your Bitvo account for real time Technical Analysis Scores and other technical trading indicators.

Crypto Market	Overall Technical Score	Short Term	Medium Term	Long Term
<p>Dash</p>	<p>Relatively Favourable</p>			

In the image above, a Bull represents relatively favourable technical analysis indicators and a Bear represents relatively unfavourable technical analysis indicators.

Ethereum Classic (ETC)

C\$11.42 (US\$8.55)

March 02, 2020 2:00 pm

Shane Thomson, CFA
shane@bitvo.com

Andrei Novikov
andrei@bitvo.com

■ ETH Classic News:

- No significant Ethereum Classic related news last week.

■ Trading History YTD:

- The price of ETC saw a stable start to the year before spiking in the third week and then stabilizing at higher levels through mid-February, both in USD and BTC terms.
- Similar to other major cryptocurrencies, the price of ETC has experienced a price correction over the past three weeks, while still remaining well up year to date.

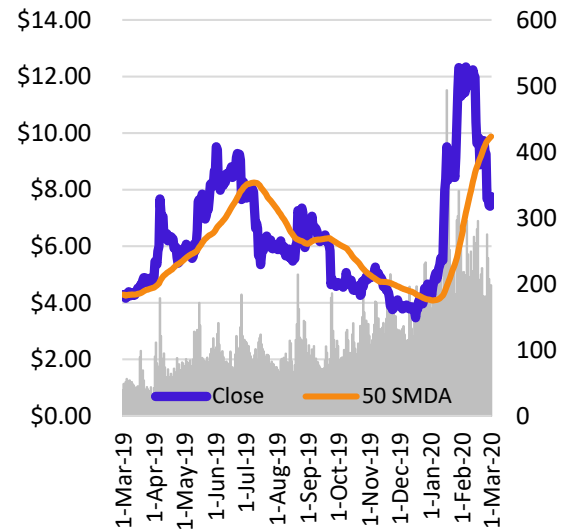
■ Current Environment:

- The price of ETC fell sharply to start the week last week before stabilizing mid-week and then drifting higher over the last half of the week.
- Overall it was a down week for the coin, similar to the broader market.
- Volumes were lower week-over-week, averaging 206.25 million coins per day compared to the previous week's volumes of 214.92 million coins per day.

Technical Trading Score*:	LOG IN TO VIEW
Date Of Inception:	2016
Primary Use:	SMART CONTRACTS
Coins Outstanding:	116MM
Maximum Coins:	NO MAX
POW or POS:	WORK
Current Mining Fee (USD):	~\$0.001
Website:	https://ethereumclassic.org/

Coin Profile

Ethereum Classic is an open-source, public, blockchain-based distributed computing platform featuring smart contract (scripting) functionality. It provides a decentralized Turing-complete virtual machine, the Ethereum Virtual Machine (EVM), which can execute scripts using an international network of public nodes. ETC has a value token called "ether", which can be transferred between participants or stored in a cryptocurrency wallet.



All figures in USD\$, unless otherwise specified

Technical Scoring
 Please log in to your Bitvo account for real time Technical Analysis Scores and other technical trading indicators.

Crypto Market	Overall Technical Score	Short Term	Medium Term	Long Term
 Ethereum Classic	 Relatively Favourable	 Available! Bitvo.com	 Available! Bitvo.com	 Available! Bitvo.com

In the image above, a Bull represents relatively favourable technical analysis indicators and a Bear represents relatively unfavourable technical analysis indicators.

DISCLAIMER

The information contained in this report has been compiled by Bitvo Global Inc. (“Bitvo”) from sources believed to be reliable, but no representation or warranty, express or implied, is made by Bitvo, its affiliates or any other person as to its accuracy, completeness or correctness. All opinions and estimates contained in this report constitute Bitvo’s judgement as of the date of this report, are subject to change without notice and are provided in good faith but without legal responsibility. Nothing in this report constitutes legal, accounting or tax advice or individually tailored investment advice. This material is prepared for general circulation to clients and has been prepared without regard to the individual financial circumstances and objectives of persons who receive it. The Bull and Bear symbols represent relatively favourable or unfavourable technical indicators, respectively, and the presence or absence of these symbols and any language pertaining to these symbols does not represent any advice, representation or guidance from Bitvo as to whether you should buy, sell or hold any cryptocurrency. The cryptocurrencies or services contained in this report may not be suitable for you and it is recommended that you consult an independent advisor if you are in doubt about the suitability of such cryptocurrencies or services. This report is not an offer to sell or a solicitation of an offer to buy any securities. Past performance is not a guide to future performance, future returns are not guaranteed, and a loss of original capital may occur. The cryptocurrency market is volatile and rapidly changing and, as a result, the latest published reports available to clients may not reflect recent material changes. Bitvo reports are current only as of the date set forth on the reports. This report is not, and under no circumstances should be construed as, a solicitation to act as securities broker or dealer in any jurisdiction by any person or company that is not legally permitted to carry on the business of a securities broker or dealer in that jurisdiction. To the full extent permitted by law neither Bitvo nor any of its affiliates, nor any other person, accepts any liability whatsoever for any direct or consequential loss arising from any use of this report or the information contained herein. No matter contained in this document may be reproduced or copied by any means without the prior consent of Bitvo.